

Agenda

1. **Apologies**
2. **Declarations of Interest**
3. **Deputation by Re-Gen - Recycling and Waste Management**
4. **Proposed Street Naming - Brynmor Park, Newtownards**
[Item 4 Street Naming Report Brynmor Park Newtownards DL.pdf](#) Page 1
5. **Street Naming Report - Reactivation of Sloans Hill, Millisle**
[Item 5 Street Naming Report - Sloans Hill, Millisle DL.pdf](#) Page 3
6. **Renaming of a Street - 78b, 78c and 78d Newtownards Road, Bangor - Stage 2**
[Item 6 Street Re-Naming Stage 2 Report 78 Newtownards Rd Development Bangor DL.pdf](#) Page 5
7. **Northern Ireland Local Authority Municipal Waste Management Statistics, April to June 2023 and Quarterly Update on Recycling Progress**
[Item 7 NI Local Authority Municipal Waste .pdf](#) Page 7
8. **Q4 Licensing Activity Report (Jan to March 2023)**
[Item 8 Q4 Licensing Activity Report Jan -Mar 23.pdf](#) Page 17
9. **Result of Court Proceedings (1 April to 30 June 2023)**
[Item 9 NET Court Proceedings Report April - June 2023 DL.pdf](#) Page 20
10. **Result of Court Proceedings (1 July to 30 September 2023)**
[Item 10 NET Court Proceedings Report July - Sept 2023 DL.pdf](#) Page 25
11. **Review of Charges Relating to Waste Collection Services for 2024 - 2025**
[Item 11 Review of Commerical Waste Services Charges 2024-2025 DL.pdf](#) Page 29

12. Notice of Motion

13. Any Other Notified Business

*****IN CONFIDENCE*****

14. Car Parking Enforcement Contract Update

📄 *Item 14 Award of Car Parking Enforcement Services Contract DL.pdf*

Not included

15. Update Report on Kerbside Waste Collections Review

📄 *Item 15 Kerbside Waste Collection Task & Finish Working Group DL.pdf*

Not included

Unclassified

1

ITEM 4**Ards and North Down Borough Council**

Report Classification	Unclassified
Exemption Reason	Not Applicable
Council/Committee	Environment Committee
Date of Meeting	06 December 2023
Responsible Director	Director of Environment
Responsible Head of Service	Head of Regulatory Services (Temporary)
Date of Report	08 November 2023
File Reference	FP/2023/2558/MAST / 91200
Legislation	Local Government (Miscellaneous Provisions) (Northern Ireland) Order 1995
Section 75 Compliant	Yes <input checked="" type="checkbox"/> No <input type="checkbox"/> Other <input type="checkbox"/> If other, please add comment below:
Subject	Street Naming - Brynmor Park, Newtownards
Attachments	None

A small development comprising 11 dwellings is currently under construction at 111 Bangor Road, Newtownards.

The developer has requested the name Brynmor Park for the new development.

Brynmor is derived from a feminine name of Welsh and Gaelic origin, meaning "hill". This new development sits on the side of a hill located off the Bangor Road and has grass land and protected trees forming the entrance to this development.

Not Applicable

2

RECOMMENDATION

It is recommended that the Council adopts the street name of Brynmor Park for this development.

That the Council accepts the general name and delegates acceptance of suffixes to the Building Control department.

Unclassified

3

ITEM 5**Ards and North Down Borough Council**

Report Classification	Unclassified
Exemption Reason	Not Applicable
Council/Committee	Environment Committee
Date of Meeting	06 December 2023
Responsible Director	Director of Environment
Responsible Head of Service	Head of Regulatory Services (Temporary)
Date of Report	22 November 2023
File Reference	FP/2023/1037 / 91200
Legislation	Local Government (Miscellaneous Provisions) (Northern Ireland) Order 1995
Section 75 Compliant	Yes <input checked="" type="checkbox"/> No <input type="checkbox"/> Other <input type="checkbox"/> If other, please add comment below:
Subject	Street Naming - Re-activation of Sloans Hill, Millisle
Attachments	None

A dwelling is currently being constructed on a site adjacent to 8 Mud Row, Millisle.

The owner has requested that the street serving their dwelling be named Sloans Hill. Our archived maps from pre-1973, shows there were historically 7 cottage dwellings numbered 1-7 Sloans Hill on that site, accessed off Windmill Road, Millisle.

However, presently our records hold Sloans Hill as an unadopted street and it is requested that the name Sloans Hill be adopted.

Not Applicable

4

RECOMMENDATION

It is recommended that the unadopted name of Sloans Hill be adopted for this dwelling address.

That the Council accepts the general name and delegate acceptance of suffixes to the Building Control department.

Unclassified

5

ITEM 6**Ards and North Down Borough Council**

Report Classification	Unclassified
Exemption Reason	Not Applicable
Council/Committee	Environment Committee
Date of Meeting	06 December 2023
Responsible Director	Director of Environment
Responsible Head of Service	Head of Regulatory Services (Temporary)
Date of Report	22 November 2023
File Reference	91200
Legislation	Local Government (Miscellaneous Provisions) (Northern Ireland) Order 1995
Section 75 Compliant	Yes <input checked="" type="checkbox"/> No <input type="checkbox"/> Other <input type="checkbox"/> If other, please add comment below:
Subject	Re-naming of a Street - 78b,78c and 78d Newtownards Road Bangor (Stage 2)
Attachments	None

A small development comprising of 5 dwellings is currently at the final stages of construction at 78 Newtownards Road, Bangor.

A report was brought to the Environmental Committee on 7 November 2023 to start the first stage of the process of re-naming a street for the three dwellings 78b, 78c and 78d Newtownards Road, to Morston Manor. The recommendation from the meeting was for the next stage to commence survey actions and report back to Council once completed, with a recommendation for action based on the finding of the survey process.

On 16 November 2023, the Building Control department sent letters to the occupiers of 78b, 78b and 78d Newtownards Road, asking them to confirm they are still in agreement with changing their address. We have now official confirmation from the permitted quota of residents that they are satisfied that their address may change. It

Not Applicable

6

is now therefore possible to proceed to the final stage of street re-naming process set out under Council's policy.

RECOMMENDATION

It is recommended that the laneway be re-named Morston Manor, which is in keeping with the general neighbourhood.

Unclassified

7

ITEM 7**Ards and North Down Borough Council**

Report Classification	Unclassified
Exemption Reason	Not Applicable
Council/Committee	Environment Committee
Date of Meeting	06 December 2023
Responsible Director	Director of Environment
Responsible Head of Service	Head of Waste and Cleansing Services
Date of Report	06 November 2023
File Reference	53042
Legislation	Waste and Contaminated Land (NI) Order 1997
Section 75 Compliant	Yes <input type="checkbox"/> No <input type="checkbox"/> Other <input checked="" type="checkbox"/> If other, please add comment below: Not relevant
Subject	Northern Ireland Local Authority Municipal Waste Management Statistics, April to June 2023 and Quarterly Update on Recycling Progress
Attachments	None

Introduction

The official waste management statistics for the first quarter of 2023/2024 (April to June 2023) have been released by the Northern Ireland Environment Agency.

The aim of this report is to:

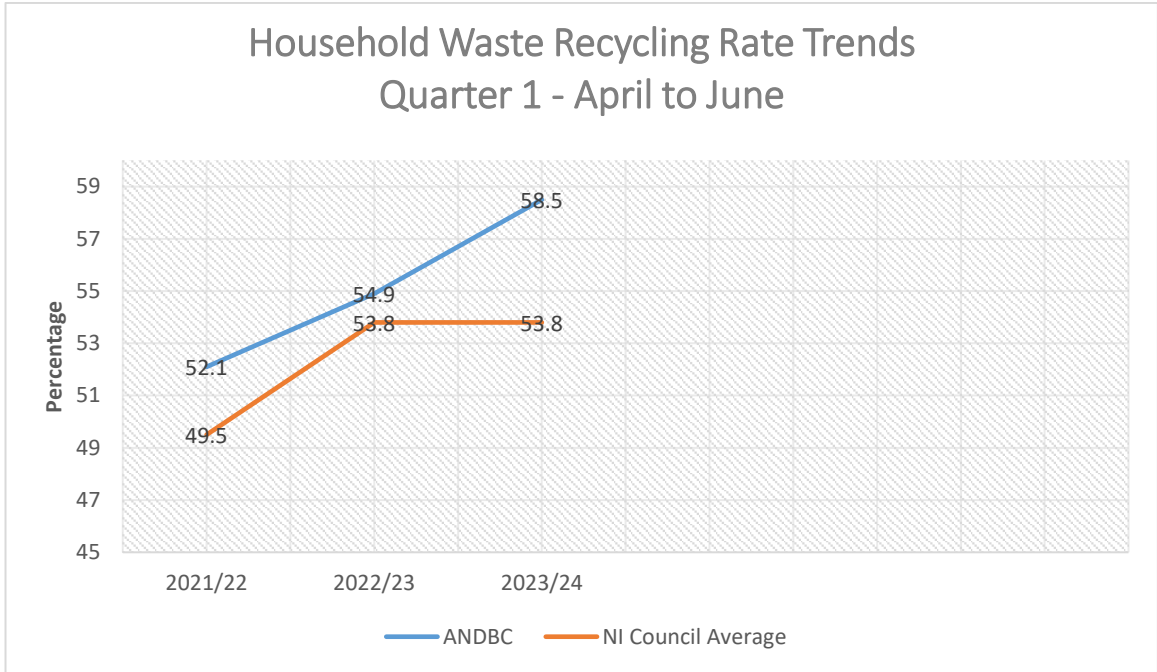
1. Report key quarterly waste management performance statistics relative to the new baseline year of 2021-22, and
2. Provide some detail around operational waste service management activities/actions that have been implemented during the quarter with the aim of improving performance.

1.0 Northern Ireland Local Authority Collected Municipal Waste Management Statistics – April to June 2023

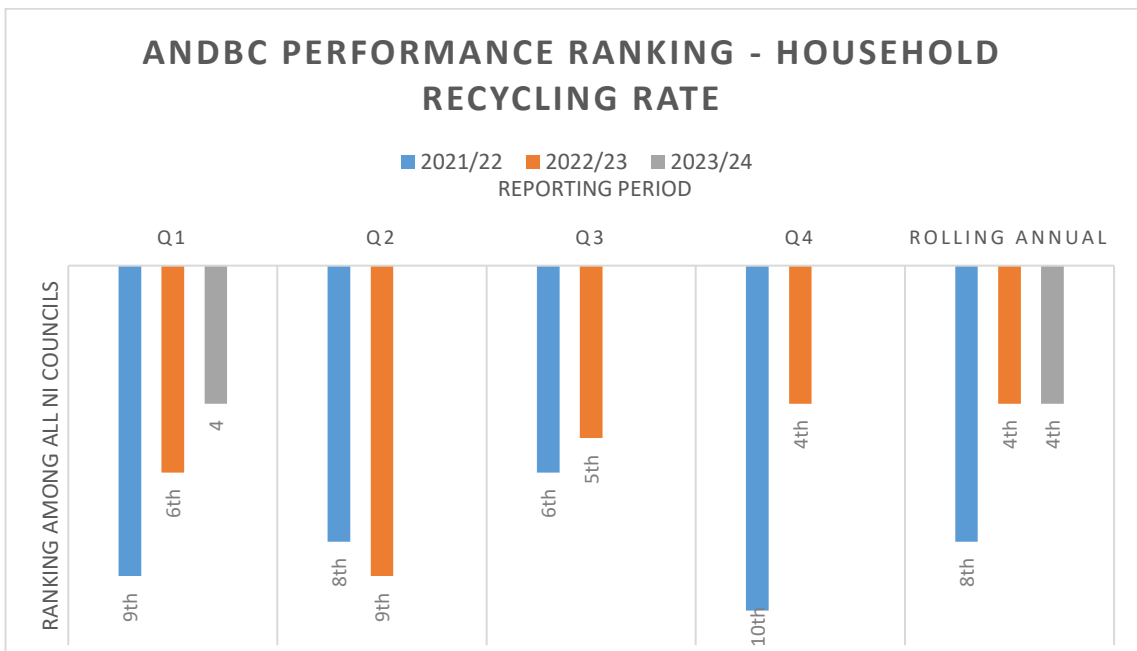
Not Applicable

The significant headlines contained within the latest DAERA report show that:

- i. Our household waste recycling rate **increased by 3.6%** compared to Q1 last year, (from 54.9% to 58.5%).

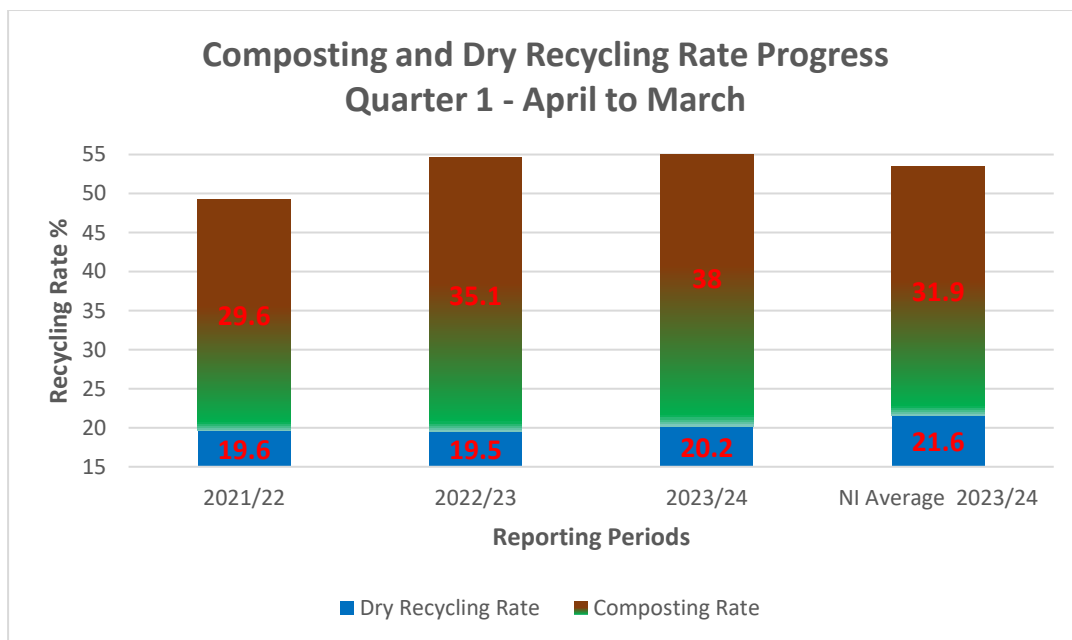


- ii. Our household waste recycling rate of 58.5%, was 4.7% **higher** than the NI average of 53.8%.
- iii. We were ranked **4th** out of the eleven NI Councils for our household waste recycling rate.



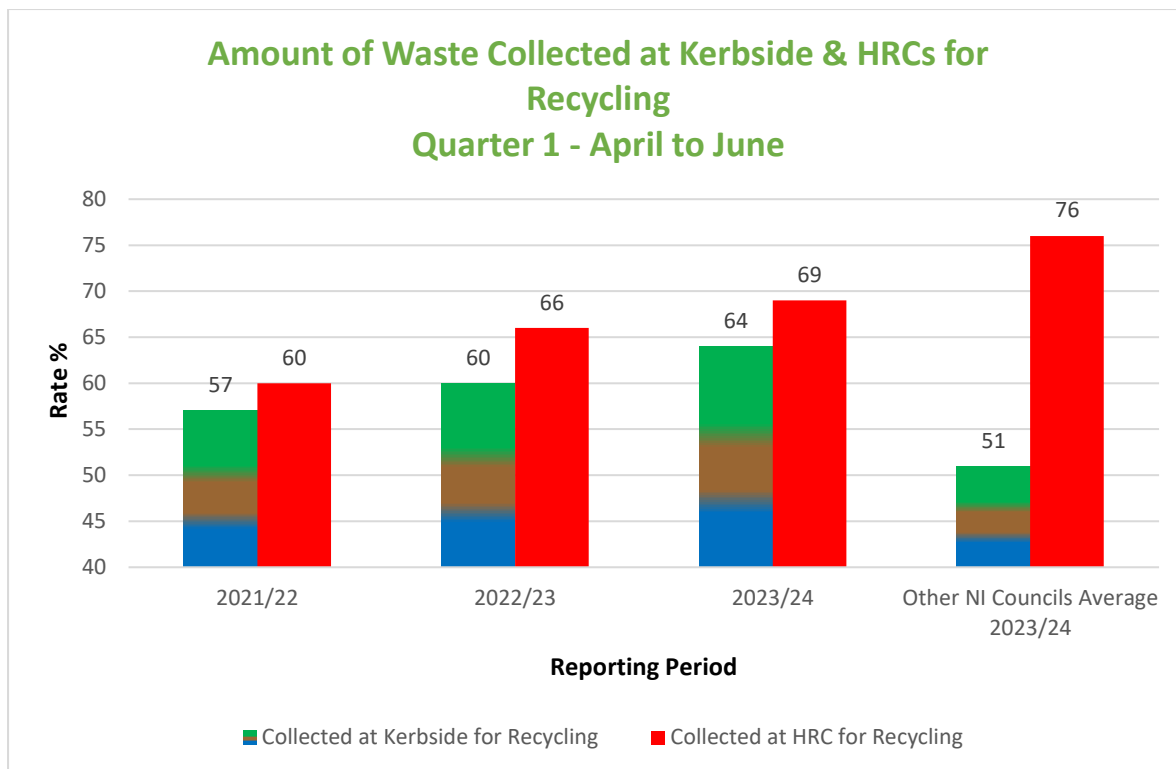
Not Applicable

- iv. Our household waste composting rate **rose** by 2.9% (from 35.1% to 38%) and was 6.1% **higher** than the NI Council average (ranking 4th out of 11 Councils).
- v. Our household waste dry recycling rate **rose** by 0.7% (from 19.5% to 20.2%) and was 1.4% **lower** than the NI Council average (ranking 9th out of 11 Councils).



- vi. We received 15% more waste per capita at our HRCs compared to the average for other NI Councils (down from 33.5%).
- vii. We received 49% more non-recycled waste at our HRCs per capita than the average for other NI Councils (down from 78%).
- viii. 69.1% of HRC waste was collected for recycling (up from 66%), compared to a 76% average for other Councils.
- ix. The amount of waste collected for recycling through our kerbside bin collection system was higher than the average for other Councils – 64%, compared to an average of 51% for other Councils.

Not Applicable



2.0 Operational Performance Improvement Measures

2.1 Marketing and Communications Indicators

MC1 - 23 social media posts were issued, with associated engagement/management of feedback across Waste and Recycling on ANDBC corporate channels. Header images on all social media channels have also continued to be present throughout the reporting period.



MC2 - 13 articles were published in print press and online (including 6 Bin-ovation news articles).

Not Applicable

11

MC3 – 29 community engagement and education events were delivered.

- 5 Recycling Educational Presentations
- Over 230 attendees
- 24 Summer Schemes
- 500 participants engaged in a recycling education themed game and craft events

2.2 Household Recycling Centre Indicators

HRC1 – Volume of blue bin recyclable materials separated from mixed waste by residents on-site: 762,460 litres



This equates to approximately 32 tons of blue bin waste; whilst this is a relatively modest weight of material, it represents a very large/visible volume of recyclable waste extracted from bags of mixed waste which was initially intended to be placed landfill skips at HRCs. A collateral benefit of this practice of requiring removal of blue bin recyclables from black bags of mixed waste before using the landfill skip is that it should help to 'educate' householders - promoting more efficient separation of waste in the home and greater use of blue bins at the kerbside.

This represents just one type of recyclable waste category which was prevented from entering landfill skips at HRCs as a consequence of our more focused attention to supervision of landfill skip access; many other recyclable waste types will also have been prevented from entering the landfill skips as reflected in KPI, HRC3.

HRC2 – Number of out-of-Borough visitors turned away from site: 397

Not Applicable

12



This is a significant number in itself, but it is likely to be the case that a significant number of out of Borough residents will have avoided coming to our sites because of the widely publicised focus upon checking ID for everyone entering and those turned away will in all probability avoid further attempts to enter and use our HRCs; the impact of this will also be reflected in HRC3 and other KPIs.

HRC3 – % change in tonnage of total waste received (compared to same period in baseline year 2021-22)

- We experienced a **26% decrease** in the total amount of waste received at our HRCs, down from 9249T to 6873T.

HRC4 - % change in tonnage of waste received for landfill (compared to same period in baseline year 2021-22)

- We experienced a **42% decrease** in the amount of waste received for landfill at our HRCs, down from 3664T to 2127T.

HRC5 - % change in tonnage of waste received for recycling (compared to same period in baseline year 2021-22)

- We experienced an **15% decrease** in the amount of waste received for recycling at our HRCs, down from 5585T to 4746T.

HRC6 - % change in proportion of HRC waste materials collected for recycling (compared to same period in baseline year 2021-22)

- We experienced a **9.1% increase** in the proportion of all waste received at HRCs which was collected for recycling, up from 60% to 69.1%.

Not Applicable

2.3 Kerbside Household Waste Collections Indicators



KS1 – Number of recycling alert stickers applied to grey bins (yellow): 6079

KS2 – Number of recycling alert stickers applied to grey bins (amber): 414

KS3 - Number of recycling alert stickers applied to grey bins (red): 179

KS4 – % change in tonnage of total waste collected (compared to same period in baseline year 2021-22)

- We experienced almost **no change** in the total amount collected at the kerbside, 15,165T to 15,185T.

KS5 - % change in tonnage of grey bin waste collected for landfill (compared to same period in baseline year 2021-22)

- We experienced a **16.5% decrease** in the amount of grey bin waste collected, down from 6509T to 5433T.

KS6 - % change in tonnage of waste collected for recycling (compared to same period in baseline year 2021-22)

- We experienced a **13% increase** in the amount of waste collected for recycling, up from 8656T to 9752T.

KS7 – % change in proportion of kerbside waste materials collected for recycling (compared to same period in baseline year 2021-22)

- We experienced a **7% increase** in the proportion of kerbside waste that was collected for recycling, up from 57% to 64%.

Not Applicable

14

2.4 Summary and Trend Analysis of Indicators

Indicator Reference	Monitoring Period 1 (December 2022 – March 2023*) *Waste tonnage indicators reflect period January to March 2023 only	Monitoring Period 2 (April 2023 – June 2023)
MC1 Social media posts	25	23
MC2 Print press and online articles	10	13
MC3 Engagement events/sessions	17	29
HRC1 Blue bin waste	1,322K Litres	762,460 litres
HRC2 Visitors denied entry	1742	397
HRC3 Total HRC waste compared to 2021/22	16% Decrease	26% Decrease
HRC4 Landfill skip waste compared to 2021/22	27% Decrease	42% Decrease
HRC5 Recycling skip waste compared to 2021/22	8% Decrease	15% Decrease
HRC6 Proportion of HRC waste collected for recycling compared to 2021/22	5.5% Increase	9.1% Increase
KS1 Yellow warning stickers on grey bins	2784	6079
KS2 Amber warning stickers on grey bins	255	414

Not Applicable

15

KS3 Red warning stickers on grey bins	52	179
KS4 Total kerbside waste compared to 2021/22	4.8% Increase	0% No Change
KS5 Grey bin waste compared to 2021/22	9.3% Decrease	16.5% Decrease
KS6 Kerbside waste collected for recycling compared to 2021/22	20.7% Increase	13% Decrease
KS7 Proportion of kerbside waste collected for recycling	7.2% Increase	7% Increase

2.5 Summary Analysis of Indicators

This report shows a very encouraging picture, and generally conveys continued reversal of the downward trend that we've experienced in our sustainable waste resource management performance over the past couple of years. Following the changes to our waste service model design and the associated education and engagement campaigns, we are experiencing sustained and further improving falls in the amount of landfilled waste as well as improvements in our recycling rates. During this reporting period, we experienced:

1. A further fall in the total amount of landfill waste both at HRCs and kerbside, with no increase in kerbside waste volumes. Overall, we received/collected 2,691 tons less of waste destined for landfill over a 3-month period (April to June 2023) compared to the same period in the baseline year of 2021/22; at current landfill cost (£127.42/T), **this represents a £342,887 landfill saving.**
2. A significant further rise in our recycling rate at HRCs. The percentage of materials collected for recycling at our HRCs rose by 9.1% compared to the same period in the baseline year of 2021/22. **Our overall Borough household waste recycling rate rose by 9% compared to the same period in 2021/22.**

Whilst the indicators set out in this report are very encouraging indeed and reflect a lot of hard work and dedication on the part of our waste and recycling teams, we undoubtedly have much further progress to make if we are to have any chance of ultimately reaching the 70% recycling target for 2030 that is laid down in the Climate Change Act (Northern Ireland) 2022. Continued bedding in and ongoing careful management of the new booking system for HRC access, the planned review of our kerbside collections model and a strategic review of our HRC capital assets, will be critical.

Not Applicable

It is important to stress that 'step change', sustained improvements in both our HRC and kerbside recycling rates will be required to move us towards the new 70% target.

RECOMMENDATION

It is recommended that the Council notes the report.

Unclassified

17

ITEM 8**Ards and North Down Borough Council**

Report Classification	Unclassified
Council/Committee	Environment Committee
Date of Meeting	06 December 2023
Responsible Director	Director of Environment
Responsible Head of Service	Head of Regulatory Services (Temporary)
Date of Report	13 November 2023
File Reference	LQR / 90100
Legislation	
Section 75 Compliant	Yes <input checked="" type="checkbox"/> No <input type="checkbox"/> Other <input type="checkbox"/> If other, please add comment below:
Subject	Q4 Licensing Service Activity Report (Jan to March 2023)
Attachments	None

1.0 Introduction

The information provided in this report covers, unless otherwise stated, the period from **1 Jan to 31 March 2023**. The aim of the report is to provide members with details of some of the key activities of the Licensing Service, the range of services it provides along with details of level of performance.

Unclassified

18

2.0 Applications Received

The Service deals with a wide range of licensing functions which require the officers to consult with the PSNI, NIFRS and a range of other internal Council Sections in making their assessment of an application.

	Period of Report 1 Jan to 31 March 2023	Same quarter last year 1 Jan to 31 March 2022
Entertainment Licence	36	33
Cinema Licence	0	0
Amusement Permits	2	2
Marriage & Civil Partnership Place Approval	4	2
Pavement Café Licence	2	0
Street Trading Licence	4	0
Lottery Permits	8	8

Most of the licences issued are for renewals and hence the workload is constant year on year. Renewing a licence still entails considerable work to access the application and consult with the other bodies.

3.0 Regulatory Approvals

This is the number of licences, approvals and permits that have been processed and issued.

	Period of Report 1 Jan to 31 March 2023	Same quarter last year 1 Jan to 31 March 2022
Entertainment Licence	22	31
Cinema Licence	0	0
Amusement Permits	2	2
Marriage & Civil Partnership Place Approval	3	3
Pavement Café Licence	5	1
Street Trading Licence	2	0
Lottery Permits	10	9

3.0 Off Street Car Parking

Whilst the Off Street Car Parks usage has been steadily increasing since the lifting of the Covid-19 restrictions, they have not fully returned to pre Covid levels. An indication of the activity in the car parks is shown by considering the level of PCN's issued. The recorded income though shows a marked reduction.

Unclassified

19

	Q4 Income 2022/23	Q4 Income 2021/22
Total ticket sales income	£191,937	£210,264

PCN's Issued

	Period of Report 1 Jan to 31 March 2023	Same quarter last year 1 Jan to 31 March 2022
Bangor	383	231
Holywood	256	259
Newtownards	386	300
Total	1025	790

The Car Parking Strategy has still to be implemented and offers an opportunity to redevelop this valuable asset. As the Members will be aware there is a problem with the legislation introduced by DFI in 2015 and that prevents Councils from changing their Car Parking Orders. This mainly prevents us from changing Tariffs and introducing EV charging etc on our sites. DFI has now recognised the problem and are establishing a Working Group to look at ways to amend the legislation.

RECOMMENDATION

It is recommended that the Council notes the report.

Unclassified

20

ITEM 9**Ards and North Down Borough Council**

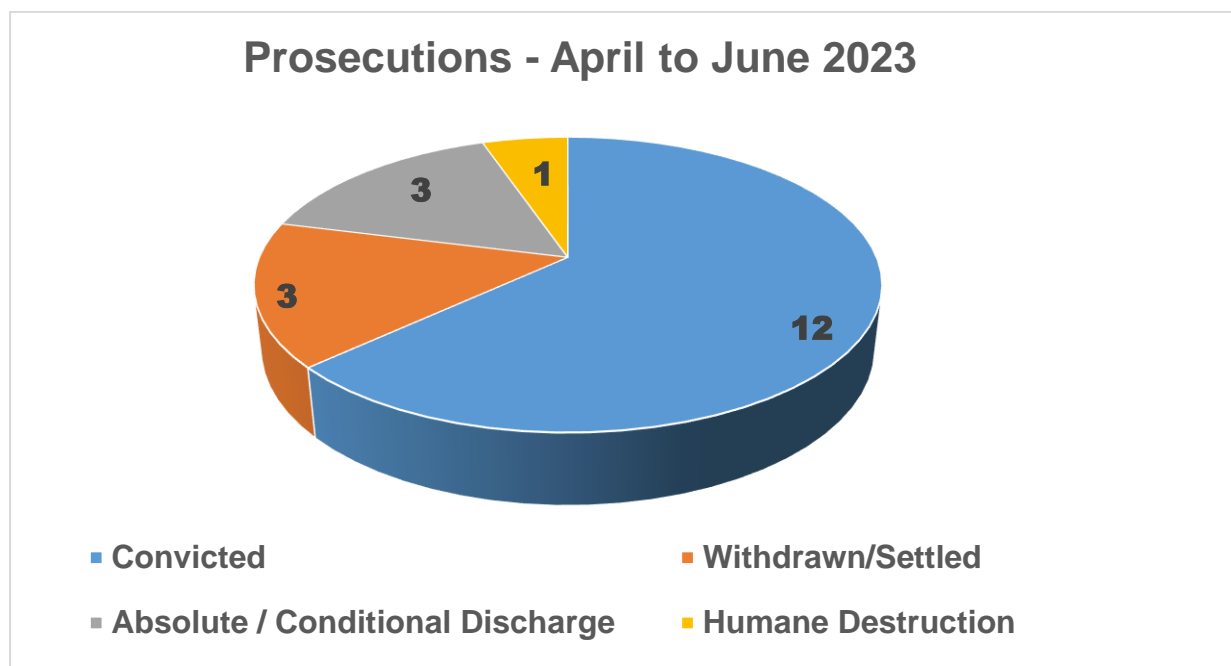
Report Classification	Unclassified
Exemption Reason	Not Applicable
Council/Committee	Environment Committee
Date of Meeting	06 December 2023
Responsible Director	Director of Environment
Responsible Head of Service	Head of Regulatory Services (Temporary)
Date of Report	27 November 2023
File Reference	90202
Legislation	Dogs NI Order 1983 Dogs (Amendment) Act (Northern Ireland) 2011 Clean Neighbourhoods and Environment Act (Northern Ireland) 2011 Litter (NI) Order 1994 Waste and Contaminated Land (NI) Order 1997
Section 75 Compliant	Yes <input checked="" type="checkbox"/> No <input type="checkbox"/> Other <input type="checkbox"/> If other, please add comment below:
Subject	Result of Court Proceedings (1 April to 30 June 2023)
Attachments	Appendix A

The following convictions were secured at Newtownards Magistrate's Court between 1 April 2023 and 30 June 2023. See Appendix A attached.

In accordance with the instructions of the Resident Magistrate, the Council's solicitor will notify defendants upon first appearance in court in response to a summons, that they may seek to have the matter withdrawn upon payment of legal costs and any fixed penalty notice previously offered. The cases are then adjourned to permit a further opportunity for payment. This has resulted in a number of cases being settled on the day of court upon payment of all costs and fines.

Not Applicable

21



The above pie chart outlines each of the **19** prosecution cases which were disposed of during the period of the report. Convictions were secured against 12 defendants during this period.

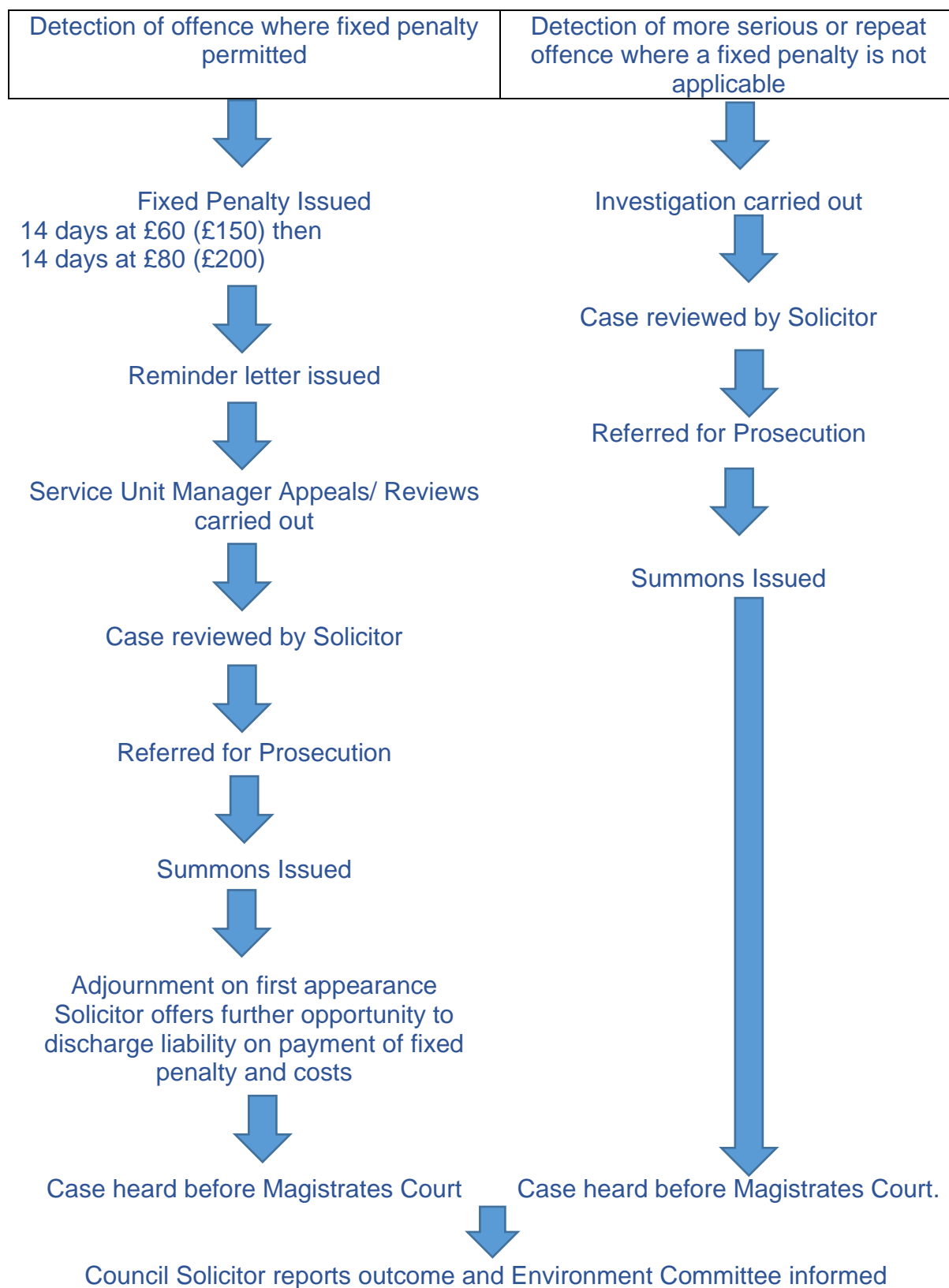
Please note in some cases a defendant may be prosecuted for more than one offence. In total three cases were 'Withdrawn/Settled', i.e., withdrawn following payment of the relevant fixed penalty sum along with Court and Council legal costs and in one case the criminal prosecution of the defendant was withdrawn in accordance with legal advice following the dog destruction order being imposed.

Two cases were heard in respect of a person being the keeper of a dog with no valid dog licence held and these resulted in granting of an absolute discharge in one case and the other a conditional discharge.

In a further case in which a dog had attacked another dog and a person, as well as breach of control conditions the Judge convicted the defendant of permitting two dogs to attack a person and a dog and sentenced the defendant to three months' imprisonment. However, due to a previously clear record, he suspended the sentence for two years. He conditionally discharged the defendant for two years in respect of the remaining charges of keeping dogs which had attacked another animal and the breaches of the control conditions. He ordered the defendant to pay £50 and £250 pounds, by way of compensation orders. He awarded £250 towards the Council's legal costs, together with the court fee of £42. He also made a contingent dog destruction order. He informed the defendant that if they committed another offence they would be brought back to court and face a custodial sentence, and the dogs would be destroyed.

Not Applicable

The enforcement process carried out by the NET is as follows:



RECOMMENDATION

It is recommended that the Committee notes the report.

Not Applicable

23

Appendix A

Ref:	Offence	Date Of Incident	Fine	Legal Costs	Service Fee	Offenders Levy	Comments	Cost to Council
Court Date - 21st April 2023								
258107	Straying	23/07/2022	S&WD	S&WD	S&WD	S&WD	Settled & Withdrawn	£210
270705	Straying	12/12/2022	Withdrawn	Withdrawn	Withdrawn	Withdrawn	Witnesses Unavailable	£0
257979	Litter	21/07/2022	£80	£40	£0	£15	Judge said he was "capping" our costs in this case	£206
255048	Straying & No Licence	16/06/2022	£200 / £120	£175	£30	£15		£240
264596	Litter	11/10/2022	£250	£150	£34	£15		£214
261085	No Licence	19/08/2022	£200	£150	£34	£15		£214
Court Date - 19th May 2023								
265886	Straying	28/10/2022	£60	£0	£0	£15		£202
254805	Litter	14/06/2022	£80	£50	£60	£15		£240
267296	Straying	12/11/2022	£25	£30	£30	£15		£210
266555	No Licence	17/11/2022	Conditional Discharge	Conditional Discharge	Conditional Discharge	Conditional Discharge	Conditionally Discharged for 12 months	£210
267932	No Licence	23/11/2022	Absolute Discharge	Absolute Discharge	Absolute Discharge	Absolute Discharge	Absolute Discharge & no contribution towards the Council's legal costs and outlays	£202
256598	Litter	05/07/2022	£80	£75	£60	£15	Collection Order & 26 wks to pay	£240
262390	Litter	12/09/2022	£80	£0	£0	£15	Collection Order & 8 wks to pay	£240
Court Date - 16th June 2023								
259934	Fly-Tipping	11/08/2022	£150	£300	£38	£0	Compensation to Council of £120 for Clean up costs	£398
270128	Litter	07/12/2022	£25	£100	£30	£15		£210

Not Applicable

24

Ref:	Offence	Date of Incident	Fine	Legal Costs	Service Fee	Offenders Levy	Comments	Cost to Council
277419	Attack on Person	10/02/2023	Destruction Order	Destruction Order	Destruction Order	Destruction Order		£874
277419	Attack on Person	10/02/2023	Withdrawn	Withdrawn	Withdrawn	Withdrawn	The criminal prosecution of the defendant - withdrawn, in accordance with legal advice following consent to the dog destruction order	£790
276103	Dog on Dog Attack	01/02/2023	£50	£150	£54	£15		£294
266437	Dog on Dog Attack	04/11/2022	Conditional Discharge for 2 years	£250	£42	£0	Compensation cost to injured parties £50 & £250. Judge also made a contingent dog destruction order. If the defendant commits another offence they will be brought back to court and sent to prison and the dogs would be destroyed.	£714

Unclassified

25

ITEM 10**Ards and North Down Borough Council**

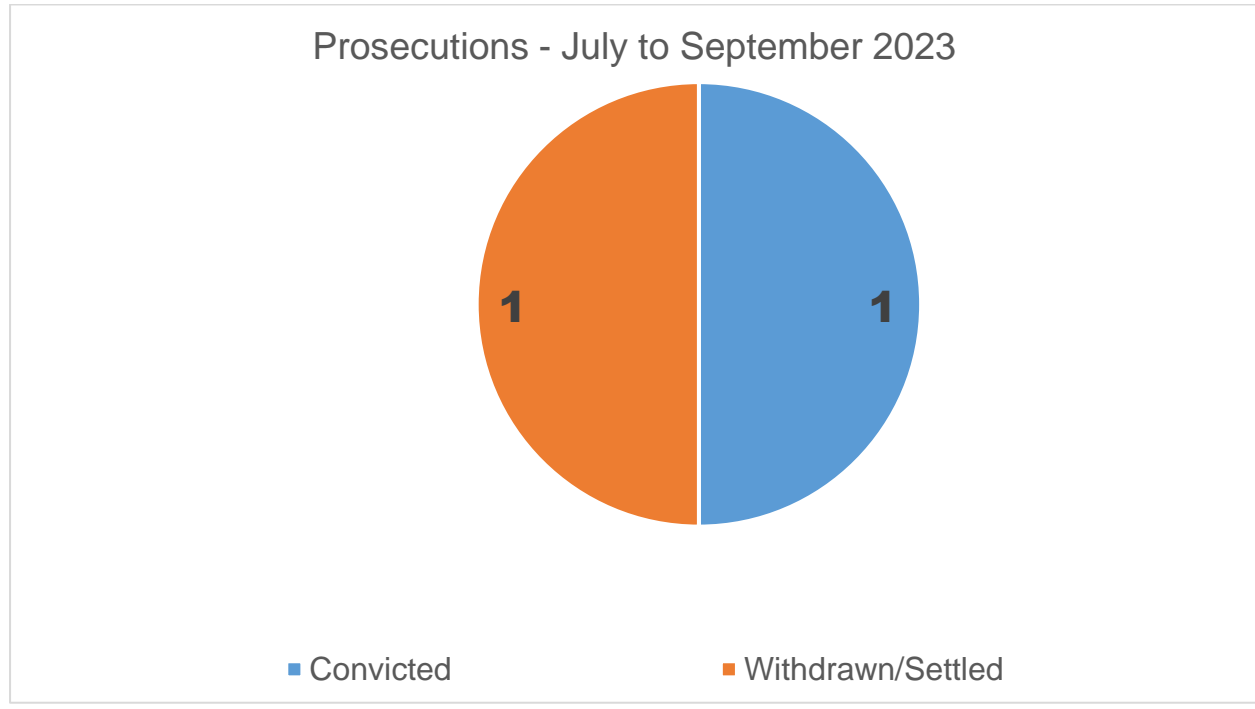
Report Classification	Unclassified
Exemption Reason	Not Applicable
Council/Committee	Environment Committee
Date of Meeting	06 December 2023
Responsible Director	Director of Environment
Responsible Head of Service	Head of Regulatory Services
Date of Report	13 November 2023
File Reference	
Legislation	Dogs NI Order 1983 Dogs (Amendment) Act (Northern Ireland) 2011 Clean Neighbourhoods and Environment Act (Northern Ireland) 2011 Litter (NI) Order 1994 Waste and Contaminated Land (NI) Order 1997
Section 75 Compliant	Yes <input checked="" type="checkbox"/> No <input type="checkbox"/> Other <input type="checkbox"/> If other, please add comment below:
Subject	Result of Court Proceedings - Neighbourhood Environment Team from 1st July to 30th September 2023
Attachments	Appendix A

The following convictions were secured at Newtownards Magistrate's Court between 1st July 2023 and 30th September 2023. See Appendix A attached.

In accordance with the instructions of the Resident Magistrate, Council's solicitor will notify defendants upon first appearance in court in response to a summons, that they may seek to have the matter withdrawn upon payment of legal costs and any fixed penalty notice previously offered. The cases are then adjourned to permit a further

Not Applicable

opportunity for payment. This has resulted in a number of cases being settled on the day of court upon payment of all costs and fines.

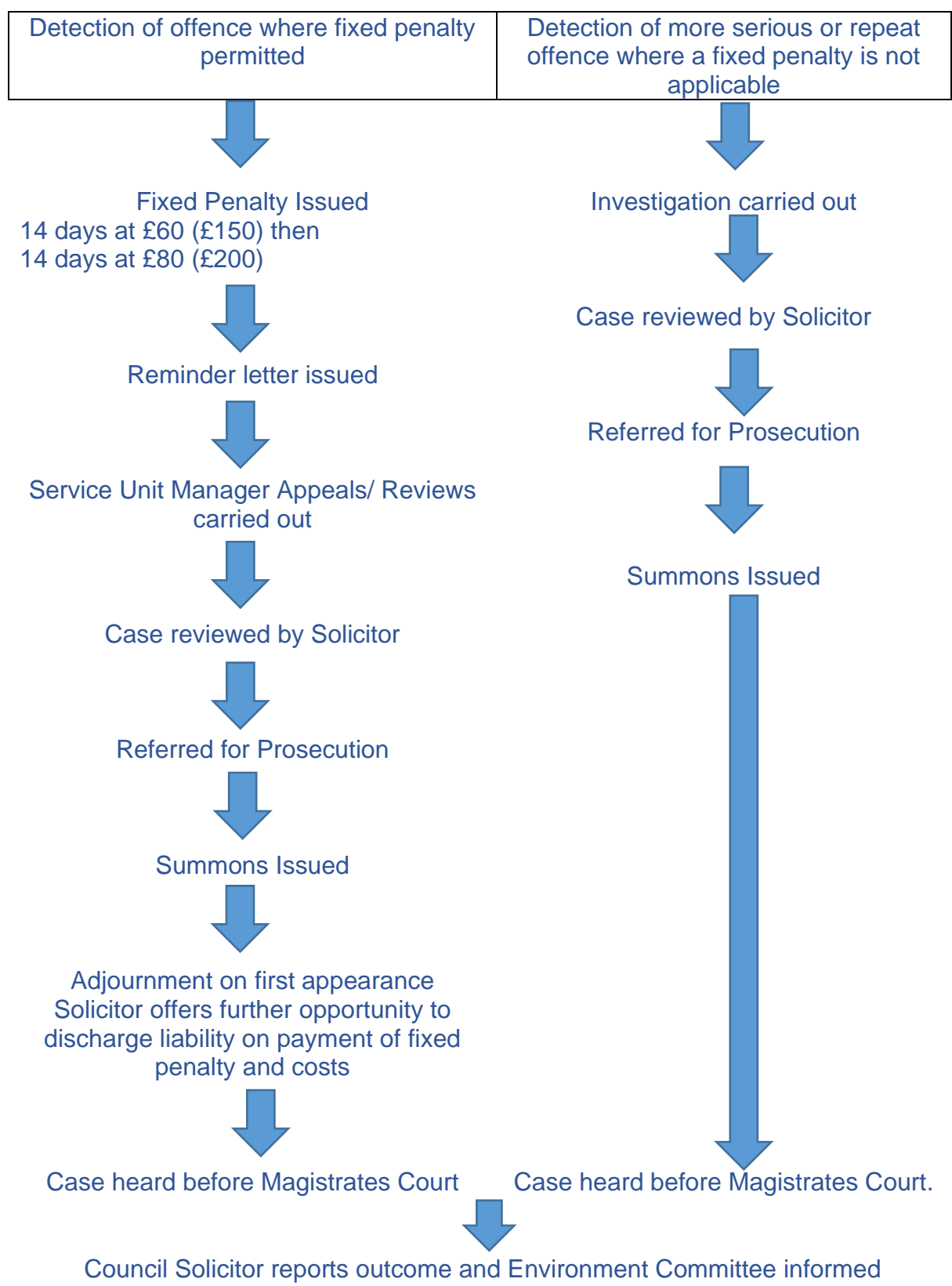


The above pie chart outlines **2** prosecution cases which were disposed of during the period of the report. Convictions were secured against 1 defendant during this period. Please note there was court recess in July.

Only one case was heard for a littering offence in which the defendant was fine a total of £385 and a second case was withdrawn as the defendant had moved away and summons was unable to be served.

Not Applicable

The enforcement process carried out by the Neighbourhood Environment Team is as follows:



RECOMMENDATION

It is recommended that the Committee notes the report.

Not Applicable

Appendix A

Ref:	Offence	Date Of Incident	Fine	Legal Costs	Service Fee	Offenders Levy	Comments	Cost to Council
Court Date - July 2023								
COURT RECESS								
Court Date - 18th August 2023								
267681	Litter	17/11/2022	£160	£150	£60	£15		£240
Court Date - 15th September 2023								
282576	Litter	23/03/2023	Withdrawn	Withdrawn	Withdrawn	Withdrawn	Withdrawn - Alleged Offender Moved Away	£120

Unclassified

29

ITEM 11**Ards and North Down Borough Council**

Report Classification	Unclassified
Exemption Reason	Not Applicable
Council/Committee	Environment Committee
Date of Meeting	06 December 2023
Responsible Director	Director of Environment
Responsible Head of Service	Head of Waste and Cleansing Services
Date of Report	26 October 2023
File Reference	71004
Legislation	Waste & Contaminated Land (NI) Order 1997 and the Controlled Waste and Duty of Care Regulations (NI) 2013.
Section 75 Compliant	Yes <input checked="" type="checkbox"/> No <input type="checkbox"/> Other <input type="checkbox"/> If other, please add comment below:
Subject	Review of Charges Relating to Waste Collection Services for 2024 - 2025
Attachments	None

The preparation and approval process for charging schedules (previously called pricing policies) has changed from that used previously. In summary, charges that are within the control of the Council should be increased by inflation, which is currently 6.7%. The new charges will be applicable from April 2024, but the review is carried out now as part of the Rates review process.

In terms of the supply of new and replacement waste containers, the Council continues to supply them at cost price with free delivery of the containers. Finance has commented that the service should be moving to cost recovery including deliveries. Officers have agreed to review this aspect of the service in future but recognise that it is not a straightforward issue with several factors that impact on this element of cost.

Not Applicable

30

Increases in line with this policy are reported to the relevant Committee for information.

The revised charges for 2024 – 2025 are set out in the table below.

Revised Commercial Waste Charges for 2024 - 2025

Commercial Residual Waste (Grey Bin)

Container size	Current charge	Revised Charge from 1 April 2024
140 litres	£4.00	£4.25
240 litres	£7.50	£8.00
360 litres	£9.25	£9.85
660 litres	£15.00	£16.00
1100 litre	£20.80	£22.20

Commercial Waste – Mixed Dry Recyclables (blue bin)

Container size	Current charge	Revised Charge from 1 April 2024
240 litres	£2.30	£2.45
360 litres	£3.50	£3.75
660 litres	£5.80	£6.20
1100 litres	£10.40	£11.10

Commercial Waste – Food Waste (Brown/Green bin)

Container size	Current charge	Revised Charge from 1 April 2024
240 litres	£4.10	£4.35

Commercial Waste – Glass (Red bin)

Container size	Current charge	Revised Charge from 1 April 2024
240 litres	£2.90	£3.10

Bulky Collection Charge (up to 6 items)

Current Charge	Revised Charge
£30.00	£32.00

RECOMMENDATION

It is recommended that the Council notes the revised charges for 2024-25.